



**UTICA**  
DENTAL LABORATORY  
CONSISTENT QUALITY SERVICE

302 Genesee St.\* Utica, NY 13502\* (866)733-8152\* info@uticadentalab.com  
www.uticadentalab.com

**Step One: Doctor Info**

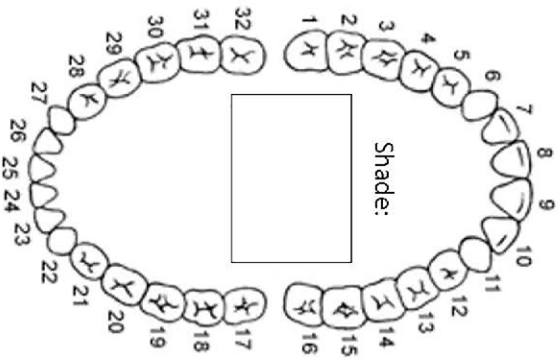
Today's Date  E-Mail   
Doctor   
Address   
City  State  Zip Code

**Step Two: Patient Info / Implant System**

Patient Name   
**Implant System:** \_\_\_\_\_  
**Implant Size:** \_\_\_\_\_ mm  
Case Instructions:

**Step Three: Restoration Type**

Crown  Splinted Crowns  Bridge  
 Screw Retained  Cement Retained  
**Choose Material Type:**  
 BruxZir  IPS e.max  Katana  
 CAD Zirconia



**WORK ORDER FORM**  
**\*\*IMPLANT FIXED\*\***

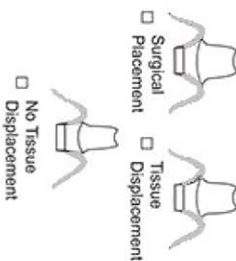
**LAB USE ONLY:**  
Date Received: \_\_\_\_\_ Pan #: \_\_\_\_\_  
Models: \_\_\_\_\_ Impressions: \_\_\_\_\_

**Select Final Custom Abutment**

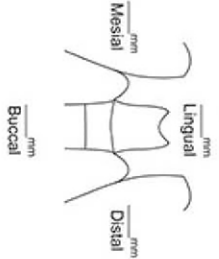
**Choose Material:**  
 Titanium  
 Gold Colored  
 Titanium  
 Zirconia With  
 Ti Base  
 Prepare Existing  
 Abutment

**Select Milling Strategy:**  
 Mill From Company Of The Placed Implant (\$399 abutment and crown)  
 Mill From TruAbutment (\$299 abutment and crown)

**Abutment Emergence Profile**



**Abutment Margin Depth**  
- Below Tissue, + Above Tissue



**Contacts and Occlusal Design**

**Contacts:**  
 Broad & Tight  
 Light  
 Light  
 Pinpoint

**Occlusion:**  
 Light  
 Ideal  
 Open \_\_\_\_\_ mm  
 Out

**Pontic Design:**  
(Circle one)



**Step Five: Validate**

Please Send The Following:  Rx Forms  Boxes  Mailing Labels

Signature: \_\_\_\_\_ License #: \_\_\_\_\_